


MEASURE I

SCHOOL SITES DIRECTORY





## MEASURE I SCHOOL SITE DIRECTORY



CAMPUS NAME	ADDRESS	CITY	ZIP	PHONE	LINK
EXECUTIVE BOND SUMMARY					<a href="#">Master Plans</a>
DISTRICT EDUCATIONAL CENTER	1400 E. Janss Rd.	Thousand Oaks	91362	(805) 497-9511	<a href="http://www.conejousd.org/">http://www.conejousd.org/</a>
DISTRICT OPERATIONAL CENTER	750 Mitchell Rd.	Newbury Park	91320	(805) 498-4557	<a href="http://www.conejousd.org/">http://www.conejousd.org/</a>
ACACIA MAGNET	55 W. Norman Ave.	Thousand Oaks	91360	(805) 495-5550	<a href="http://www.conejousd.org/acacia">http://www.conejousd.org/acacia</a>
ASPEN ELEMENTARY	1870 Oberlin Ave.	Thousand Oaks	91360	(805) 495-2810	<a href="http://www.conejousd.org/aspens">http://www.conejousd.org/aspens</a>
BANYAN ELEMENTARY	1120 Knollwood Dr.	Newbury Park	91320	(805) 498-6641	<a href="http://www.conejousd.org/banyan">http://www.conejousd.org/banyan</a>
CONEJO ELEMENTARY	280 N. Conejo School Rd.	Thousand Oaks	91362	(805) 495-7058	<a href="http://www.conejousd.org/conejo">http://www.conejousd.org/conejo</a>
CYPRESS ELEMENTARY	4200 Kimber Dr.	Newbury Park	91320	(805) 498-6683	<a href="http://www.conejousd.org/cypress">http://www.conejousd.org/cypress</a>
EARTHS MAGNET	2626 Michael Dr.	Newbury Park	91320	(805) 498-3686	<a href="http://www.conejousd.org/earths">http://www.conejousd.org/earths</a>
GLENWOOD ELEMENTARY	1135 Windsor Dr.	Thousand Oaks	91360	(805) 495-2118	<a href="http://www.conejousd.org/glenwood">http://www.conejousd.org/glenwood</a>
LADERA STARS ACADEMY	1211 Calle Almendro	Thousand Oaks	91360	(805) 492-3565	<a href="http://www.conejousd.org/ladera">http://www.conejousd.org/ladera</a>
LANG RANCH ELEMENTARY	2450 Whitechapel Pl.	Thousand Oaks	91362	(805) 241-4417	<a href="http://www.conejousd.org/lre">http://www.conejousd.org/lre</a>
MADRONA ELEMENTARY	612 Camino Manzanas	Thousand Oaks	91360	(805) 498-6102	<a href="http://www.conejousd.org/madrona">http://www.conejousd.org/madrona</a>
MAPLE ELEMENTARY	3501 Kimber Dr.	Newbury Park	91320	(805) 498-6748	<a href="http://www.conejousd.org/maple">http://www.conejousd.org/maple</a>
SYCAMORE CANYON	4601 Via Rio	Newbury Park	91320	(805) 498-1573	<a href="http://www.conejousd.org/sycamorecanyon">http://www.conejousd.org/sycamorecanyon</a>
WALNUT ELEMENTARY	581 Dena Dr.	Newbury Park	91320	(805) 498-3608	<a href="http://www.conejousd.org/walnut">http://www.conejousd.org/walnut</a>
WEATHERSFIELD ELEMENTARY	3151 Darlington Dr.	Thousand Oaks	91360	(805) 492-3563	<a href="http://www.conejousd.org/weathersfield">http://www.conejousd.org/weathersfield</a>
WESTLAKE HILLS ELEMENTARY	3333 S. Medicine Bow Ct.	Westlake Village	91362	(805) 497-9339	<a href="http://www.conejousd.org/whs">http://www.conejousd.org/whs</a>
WESTLAKE ELEMENTARY	1571 E. Potrero Rd.	Westlake Village	91361	(805) 374-2150	<a href="http://www.conejousd.org/wle">http://www.conejousd.org/wle</a>
WILDWOOD ELEMENTARY	620 W. Velarde Dr.	Thousand Oaks	91360	(805) 492-3531	<a href="http://www.conejousd.org/wildwood">http://www.conejousd.org/wildwood</a>
COLINA MIDDLE	1500 E. Hillcrest Dr.	Thousand Oaks	91362	(805) 495-7429	<a href="http://www.conejousd.org/colina">http://www.conejousd.org/colina</a>
LOS CERRITOS MIDDLE	2100 E. Avenida de las Flores	Thousand Oaks	91362	(805) 492-3538	<a href="http://www.conejousd.org/loscerritos">http://www.conejousd.org/loscerritos</a>
REDWOOD MIDDLE	233 W. Gainsborough Rd.	Thousand Oaks	91360	(805) 497-7264	<a href="http://www.conejousd.org/redwood">http://www.conejousd.org/redwood</a>
SEQUOIA MIDDLE	2855 Borchard Rd.	Newbury Park	91320	(805) 498-3617	<a href="http://www.conejousd.org/sequoia">http://www.conejousd.org/sequoia</a>
SYCAMORE CANYON	4601 Via Rio	Newbury Park	91320	(805) 498-1573	<a href="http://www.conejousd.org/sycamorecanyon">http://www.conejousd.org/sycamorecanyon</a>
NEWBURY PARK HIGH	456 N. Reino Rd.	Newbury Park	91320	(805) 498-3676	<a href="http://dev.nphs.org">http://dev.nphs.org</a>
THOUSAND OAKS HIGH	2323 N. Moorpark Rd.	Thousand Oaks	91360	(805) 495-7491	<a href="http://www.conejousd.org/tohs">http://www.conejousd.org/tohs</a>
WESTLAKE HIGH	100 N. Lakeview Canyon Rd.	Westlake Village	91362	(805) 497-6711	<a href="http://www.conejousd.org/whs">http://www.conejousd.org/whs</a>
CONEJO VALLEY HIGH	1402 E. Janss Rd.	Thousand Oaks	91362	(805) 498-6645	<a href="http://www.conejousd.org/cvhs">http://www.conejousd.org/cvhs</a>
CENTURY ACADEMY	33 Greta St.	Thousand Oaks	91360	(805) 277-2140	<a href="http://www.conejousd.org/centuryacademy">http://www.conejousd.org/centuryacademy</a>
HORIZON HILLS	33 Greta St.	Thousand Oaks	91360	(805) 492-8837	<a href="http://www.conejoadultschool.org/parenting/Parenthome.htm">http://www.conejoadultschool.org/parenting/Parenthome.htm</a>
CONEJO VALLEY ADULT ED - WAVERLY	1025 Old Farm Rd.	Thousand Oaks	91360	(805) 497-2761	<a href="http://www.conejoadultschool.org">http://www.conejoadultschool.org</a>
UNIVERSITY EARLY CHILDHOOD CENTER	2801 Atlas Ave.	Thousand Oaks	91360	(805) 492-3567	<a href="http://www.wonderpreschool.com">http://www.wonderpreschool.com</a>
MEADOWS - MATES CHARTER	2000 La Granada Dr.	Thousand Oaks	91362	(805) 495-7037	
PARK OAKS - BRIDGES CHARTER	1335 Calle Bouganvilla	Thousand Oaks	91360	(805) 492-3569	
TRIUNFO - CARDEN CONEJO	975 Evenstar Ave.	Westlake Village	91361	(805) 497-7005	

MEASURE I

COMPLETE EXPENDITURES  
SUMMARY BY SITE





**MEASURE I**



**TOTAL BOND EXPENDITURE SUMMARY**  
**CAPITAL MODERNIZATION AND TECHNOLOGY ENDOWMENT**

ALL SITES (A - Z): THRU 03/31/22

SITE NAME	BOND ALLOCATION	CURRENTLY ENCUMBERED	TOTAL EXPENDITURES	REMAINING BOND ALLOCATION
<b>ACACIA MAGNET</b>				
CAPITAL	2,600,000	-	1,000,670	1,599,330
TECHNOLOGY	680,144	12,482	251,214	416,448
<b>ACACIA MAGNET</b>	<b>3,280,144</b>	<b>12,482</b>	<b>1,251,884</b>	<b>2,015,778</b>
<b>ASPEN ELEMENTARY</b>				
CAPITAL	2,600,000	27,415	1,192,849	1,379,737
TECHNOLOGY	766,625	2,781	272,867	490,977
<b>ASPEN ELEMENTARY</b>	<b>3,366,625</b>	<b>30,196</b>	<b>1,465,715</b>	<b>1,870,714</b>
<b>BANYAN ELEMENTARY</b>				
CAPITAL	2,600,000	30,680	798,033	1,771,287
TECHNOLOGY	893,717	8,642	320,152	564,923
<b>BANYAN ELEMENTARY</b>	<b>3,493,717</b>	<b>61,361</b>	<b>1,596,066</b>	<b>1,771,287</b>
<b>CENTURY ACADEMY</b>				
CAPITAL	1,000,000	-	1,000,000	0
TECHNOLOGY	262,000	4,904	124,887	132,209
<b>CENTURY ACADEMY</b>	<b>1,262,000</b>	<b>4,904</b>	<b>1,124,887</b>	<b>132,209</b>
<b>COLINA MIDDLE</b>				
CAPITAL	7,500,000	287,898	1,460,429	5,751,673
TECHNOLOGY	2,017,670	28,016	705,367	1,284,287
<b>COLINA MIDDLE</b>	<b>9,517,670</b>	<b>315,914</b>	<b>2,165,796</b>	<b>7,035,960</b>
<b>CONEJO ELEMENTARY</b>				
CAPITAL	2,600,000	760,171	1,344,260	495,569
TECHNOLOGY	735,778	1,030	256,041	478,708
<b>CONEJO ELEMENTARY</b>	<b>3,335,778</b>	<b>761,200</b>	<b>1,600,301</b>	<b>974,277</b>
<b>CONEJO VALLEY HIGH</b>				
CAPITAL	2,000,000	-	1,448,970	551,030
TECHNOLOGY	250,000	526	86,200	163,275
<b>CONEJO VALLEY HIGH</b>	<b>2,250,000</b>	<b>526</b>	<b>1,535,170</b>	<b>714,305</b>
<b>CYPRESS ELEMENTARY</b>				
CAPITAL	2,600,000	43,260	1,325,219	1,231,521
TECHNOLOGY	701,925	10,120	239,928	451,877
<b>CYPRESS ELEMENTARY</b>	<b>3,301,925</b>	<b>53,380</b>	<b>1,565,147</b>	<b>1,683,398</b>
<b>EARTHS MAGNET</b>				
CAPITAL	2,600,000	8,487	1,491,451	1,100,062
TECHNOLOGY	1,077,445	20,574	387,964	668,907
<b>EARTHS MAGNET</b>	<b>3,677,445</b>	<b>29,061</b>	<b>1,879,415</b>	<b>1,768,969</b>



**MEASURE I**



**TOTAL BOND EXPENDITURE SUMMARY**  
**CAPITAL MODERNIZATION AND TECHNOLOGY ENDOWMENT**

ALL SITES (A - Z): THRU 03/31/22

SITE NAME	BOND ALLOCATION	CURRENTLY ENCUMBERED	TOTAL EXPENDITURES	REMAINING BOND ALLOCATION
<b>GLENWOOD ELEMENTARY</b>				
CAPITAL	2,600,000	-	1,008,458	1,591,542
TECHNOLOGY	696,237	5,245	241,564	449,428
<b>GLENWOOD ELEMENTARY</b>	<b>3,296,237</b>	<b>5,245</b>	<b>1,250,022</b>	<b>2,040,970</b>
<b>HORIZON HILLS</b>				
CAPITAL	2,600,000	1,540,428	992,202	67,371
TECHNOLOGY	-	-	-	-
<b>HORIZON HILLS</b>	<b>2,600,000</b>	<b>1,540,428</b>	<b>992,202</b>	<b>67,371</b>
<b>LADERA STARS ACADEMY</b>				
CAPITAL	2,600,000	6,052	1,584,285	1,009,663
TECHNOLOGY	599,765	-	230,467	369,298
<b>LADERA STARS ACADEMY</b>	<b>3,199,765</b>	<b>6,052</b>	<b>1,814,752</b>	<b>1,378,961</b>
<b>LANG RANCH ELEMENTARY</b>				
CAPITAL	1,300,000	27,227	602,805	669,968
TECHNOLOGY	1,260,456	18,148	479,424	762,884
<b>LANG RANCH ELEMENTARY</b>	<b>2,560,456</b>	<b>45,375</b>	<b>1,082,229</b>	<b>1,432,852</b>
<b>LOS CERRITOS MIDDLE</b>				
CAPITAL	7,500,000	405,761	6,656,753	437,486
TECHNOLOGY	1,865,513	22,810	686,107	1,156,596
<b>LOS CERRITOS MIDDLE</b>	<b>9,365,513</b>	<b>811,522</b>	<b>13,313,506</b>	<b>437,486</b>
<b>MADRONA ELEMENTARY</b>				
CAPITAL	2,600,000	21,179	1,300,825	1,277,995
TECHNOLOGY	887,485	1,909	315,012	570,564
<b>MADRONA ELEMENTARY</b>	<b>3,487,485</b>	<b>23,088</b>	<b>1,615,837</b>	<b>1,848,559</b>
<b>MAPLE ELEMENTARY</b>				
CAPITAL	2,600,000	-	899,702	1,700,298
TECHNOLOGY	633,524	4,614	218,265	410,645
<b>MAPLE ELEMENTARY</b>	<b>3,233,524</b>	<b>4,614</b>	<b>1,117,967</b>	<b>2,110,942</b>
<b>MEADOWS - MATES CHARTER</b>				
CAPITAL	1,300,000	-	1,145,598	154,402
TECHNOLOGY	-	-	-	-
<b>MEADOWS - MATES CHARTER</b>	<b>1,300,000</b>	<b>-</b>	<b>1,145,598</b>	<b>154,402</b>
<b>NEWBURY PARK HIGH</b>				
CAPITAL	18,500,000	214,179	7,557,272	10,728,550
TECHNOLOGY	4,918,058	65,564	1,791,500	3,060,994
<b>NEWBURY PARK HIGH</b>	<b>23,418,058</b>	<b>279,743</b>	<b>9,348,771</b>	<b>13,789,544</b>



**MEASURE I**



**TOTAL BOND EXPENDITURE SUMMARY**  
CAPITAL MODERNIZATION AND TECHNOLOGY ENDOWMENT

ALL SITES (A - Z): THRU 03/31/22

SITE NAME	BOND ALLOCATION	CURRENTLY ENCUMBERED	TOTAL EXPENDITURES	REMAINING BOND ALLOCATION
<b>PARK OAKS - BRIDGES CHARTER</b>				
CAPITAL	1,300,000	-	446,309	853,691
TECHNOLOGY	-	-	-	-
<b>PARK OAKS - BRIDGES CHARTER</b>	<b>1,300,000</b>	<b>-</b>	<b>446,309</b>	<b>853,691</b>
<b>REDWOOD MIDDLE</b>				
CAPITAL	7,500,000	339,239	2,489,299	4,671,462
TECHNOLOGY	1,769,826	12,098	628,017	1,129,711
<b>REDWOOD MIDDLE</b>	<b>9,269,826</b>	<b>351,336</b>	<b>3,117,317</b>	<b>5,801,173</b>
<b>SEQUOIA MIDDLE</b>				
CAPITAL	7,500,000	3,995,333	2,749,287	755,381
TECHNOLOGY	2,233,036	27,574	750,400	1,455,063
<b>SEQUOIA MIDDLE</b>	<b>9,733,036</b>	<b>4,022,907</b>	<b>3,499,686</b>	<b>2,210,443</b>
<b>SPECIAL EDUCATION</b>				
CAPITAL	-	-	-	-
TECHNOLOGY	61,371	-	60,881	490
<b>SPECIAL EDUCATION</b>	<b>61,371</b>	<b>-</b>	<b>60,881</b>	<b>490</b>
<b>SYCAMORE CANYON</b>				
CAPITAL	1,300,000	-	959,552	340,448
TECHNOLOGY	2,403,063	44,280	878,984	1,479,798
<b>SYCAMORE CANYON</b>	<b>3,703,063</b>	<b>44,280</b>	<b>1,838,536</b>	<b>1,820,247</b>
<b>THOUSAND OAKS HIGH</b>				
CAPITAL	18,500,000	-	14,975,040	3,524,960
TECHNOLOGY	4,504,367	12,561	1,537,269	2,954,538
<b>THOUSAND OAKS HIGH</b>	<b>23,004,367</b>	<b>12,561</b>	<b>16,512,309</b>	<b>6,479,498</b>
<b>TRIUNFO - CARDEN CONEJO</b>				
CAPITAL	2,500,000	-	367,775	2,132,225
TECHNOLOGY	-	-	-	-
<b>TRIUNFO - CARDEN CONEJO</b>	<b>2,500,000</b>	<b>-</b>	<b>367,775</b>	<b>2,132,225</b>
<b>UNIVERSITY EARLY CHILDHOOD CENTER</b>				
CAPITAL	1,600,000	115,048	533,163	951,789
TECHNOLOGY	-	-	-	-
<b>UNIVERSITY EARLY CHILDHOOD CENTER</b>	<b>1,600,000</b>	<b>115,048</b>	<b>533,163</b>	<b>951,789</b>
<b>WALNUT ELEMENTARY</b>				
CAPITAL	2,600,000	27,740	1,205,899	1,366,361
TECHNOLOGY	680,037	7,344	238,328	434,365
<b>WALNUT ELEMENTARY</b>	<b>3,280,037</b>	<b>35,084</b>	<b>1,444,226</b>	<b>1,800,727</b>



**MEASURE I**

**TOTAL BOND EXPENDITURE SUMMARY**  
**CAPITAL MODERNIZATION AND TECHNOLOGY ENDOWMENT**



ALL SITES (A - Z): THRU 03/31/22

SITE NAME	BOND ALLOCATION	CURRENTLY ENCUMBERED	TOTAL EXPENDITURES	REMAINING BOND ALLOCATION
<b>WAVERLY - CONEJO VALLEY ADULT ED</b>				
CAPITAL	2,600,000	-	260,745	2,339,255
TECHNOLOGY	-	-	-	-
<b>WAVERLY - CONEJO VALLEY ADULT ED</b>	<b>2,600,000</b>	<b>-</b>	<b>260,745</b>	<b>2,339,255</b>
<b>WEATHERSFIELD ELEMENTARY</b>				
CAPITAL	2,600,000	-	1,372,227	1,227,773
TECHNOLOGY	701,150	17,825	252,394	430,931
<b>WEATHERSFIELD ELEMENTARY</b>	<b>3,301,150</b>	<b>17,825</b>	<b>1,624,621</b>	<b>1,658,704</b>
<b>WESTLAKE ELEMENTARY</b>				
CAPITAL	2,600,000	76,787	930,978	1,592,234
TECHNOLOGY	1,079,586	17,287	387,716	674,583
<b>WESTLAKE ELEMENTARY</b>	<b>3,679,586</b>	<b>94,074</b>	<b>1,318,695</b>	<b>2,266,817</b>
<b>WESTLAKE HIGH</b>				
CAPITAL	19,200,872	93,327	19,107,545	(0)
TECHNOLOGY	4,576,709	38,374	1,668,140	2,870,196
<b>WESTLAKE HIGH</b>	<b>23,777,581</b>	<b>131,701</b>	<b>20,775,684</b>	<b>2,870,196</b>
<b>WESTLAKE HILLS ELEMENTARY</b>				
CAPITAL	2,600,000	1,623	1,394,248	1,204,130
TECHNOLOGY	967,268	20,050	347,233	599,985
<b>WESTLAKE HILLS ELEMENTARY</b>	<b>3,567,268</b>	<b>21,673</b>	<b>1,741,481</b>	<b>1,804,114</b>
<b>WILDWOOD ELEMENTARY</b>				
CAPITAL	2,600,000	109,035	1,616,362	874,604
TECHNOLOGY	814,569	17,180	298,685	498,704
<b>WILDWOOD ELEMENTARY</b>	<b>3,414,569</b>	<b>126,214</b>	<b>1,915,047</b>	<b>1,373,308</b>
<b>PROGRAM MANAGEMENT</b>				
CAPITAL		22,925	3,608,070	
TECHNOLOGY	12,962,676	769,294	4,014,471	8,178,911
<b>PROGRAM MANAGEMENT</b>	<b>12,962,676</b>	<b>792,219</b>	<b>7,622,542</b>	<b>8,178,911</b>
<b>CAPITAL CONTINGENCY</b>				
CAPITAL CONTINGENCY	3,299,128	-	-	3,299,128
<b>TOTAL CAPITAL</b>	<b>146,000,000</b>	<b>8,153,793</b>	<b>81,218,211</b>	<b>56,627,997</b>
<b>TOTAL TECHNOLOGY</b>	<b>51,000,000</b>	<b>1,191,230</b>	<b>17,669,475</b>	<b>32,139,295</b>
<b>TOTAL MEASURE I BOND</b>	<b>197,000,000</b>	<b>9,345,023</b>	<b>98,887,686</b>	<b>88,767,291</b>

MEASURE I

COMPLETE EXPENDITURES  
DETAILS BY SITE








**MEASURE I**



**TOTAL BOND EXPENDITURE SUMMARY**  
**CAPITAL MODERNIZATION AND TECHNOLOGY ENDOWMENT**

**ALL SITES (A - Z): THRU 03/31/22**

SITE NAME	BOND ALLOCATION	CURRENTLY ENCUMBERED	TOTAL EXPENDITURES	REMAINING BOND ALLOCATION
<b>ACACIA MAGNET</b>				
CAPITAL				
ITNI ITEQ Technology Equipment Upgrades		-	69,951	
ITNI ITIN Technology Infrastructure		-	235,029	
MMR 0FCA Facility Condition Assessment - School Dude		-	5,516	
MMR B00S DSA Closeout and Certification		-	2,177	
MMR I00A Modernization General Professional Services		-	18,208	
MMR I00B Asphalt		-	5,859	
MMR IKEQ Kitchen Upgrade		-	8,066	
MMR I01A Concrete		-	19,300	
MMR I01B Modernization		-	579,678	
MMR I01D Plumbing / Irrigation		-	18,756	
MMR I01E Flooring		-	11,276	
PM 0000 Program Management		-	26,854	
<b>CAPITAL</b>	<b>2,600,000</b>	<b>-</b>	<b>1,000,670</b>	<b>1,599,330</b>
TECHNOLOGY				
A Computers		-	63,266	
B Tablets / Laptops		2,485	130,452	
C Audio Visual		2,753	32,000	
D Printers / Accessories		4,923	4,669	
E Software		-	-	
F Installation Services		1,720	12,408	
G Charging Stations		542	8,336	
H Miscellaneous		-	-	
I Electrical Engineering		-	-	
J Gen/Civil Engineering		-	-	
K Robotics		-	-	
L Science Equipment		-	-	
M Accessories		60	83	
<b>TECHNOLOGY</b>	<b>680,144</b>	<b>12,482</b>	<b>251,214</b>	<b>416,448</b>
<b>ACACIA MAGNET</b>	<b>3,280,144</b>	<b>12,482</b>	<b>1,251,884</b>	<b>2,015,778</b>



**MEASURE I**



**TOTAL BOND EXPENDITURE SUMMARY**  
**CAPITAL MODERNIZATION AND TECHNOLOGY ENDOWMENT**

**ALL SITES (A - Z): THRU 03/31/22**

SITE NAME	BOND ALLOCATION	CURRENTLY ENCUMBERED	TOTAL EXPENDITURES	REMAINING BOND ALLOCATION
<b>ASPEN ELEMENTARY</b>				
CAPITAL				
MMR OCEJ Energy Prop 39		-	45,527	
MMR OFCA Facility Condition Assessment - School Dude		-	5,516	
MMR B00S DSA Closeout and Certification		-	23	
MMR I00A Modernization General Professional Services		-	18,208	
MMR IKEQ Kitchen Upgrade		-	11,438	
ITNI ITEQ Technology Equipment Upgrades		-	61,237	
ITNI ITIN Technology Infrastructure		-	169,477	
MMR I02A Asphalt		-	14,627	
MMR I02B Flooring		-	18,422	
MMR I02C Modernization		-	15,984	
MMR I02E HVAC		-	180,894	
SS I02F Safety & Security		27,415	102,790	
MMR I02G Playground Equipment/ADA		-	463,891	
MMR I02H Roofing		-	22,800	
PM 0000 Program Management		-	62,015	
<b>CAPITAL</b>	<b>2,600,000</b>	<b>27,415</b>	<b>1,192,849</b>	<b>1,379,737</b>
TECHNOLOGY				
A Computers		-	48,604	
B Tablets / Laptops		-	133,520	
C Audio Visual		257	62,058	
D Printers / Accessories		-	6,522	
E Software		-	-	
F Installation Services		2,429	7,968	
G Charging Stations		-	13,916	
H Miscellaneous		-	-	
I Electrical Engineering		-	-	
J Gen/Civil Engineering		-	-	
K Robotics		-	-	
L Science Equipment		-	-	
M Accessories		94	279	
<b>TECHNOLOGY</b>	<b>766,625</b>	<b>2,781</b>	<b>272,867</b>	<b>490,977</b>
<b>ASPEN ELEMENTARY</b>	<b>3,366,625</b>	<b>30,196</b>	<b>1,465,715</b>	<b>1,870,714</b>



**MEASURE I**



**TOTAL BOND EXPENDITURE SUMMARY**  
**CAPITAL MODERNIZATION AND TECHNOLOGY ENDOWMENT**

**ALL SITES (A - Z): THRU 03/31/22**

SITE NAME	BOND ALLOCATION	CURRENTLY ENCUMBERED	TOTAL EXPENDITURES	REMAINING BOND ALLOCATION
<b>BANYAN ELEMENTARY</b>				
CAPITAL				
MMR OFCA Facility Condition Assessment - School Dude		-	5,516	
MMR B00S DSA Closeout and Certification		-	500	
MMR I00A Modernization General Professional Services		-	18,208	
MMR I00B Parking Lot Striping		-	809	
MMR IKEQ Kitchen Upgrade		-	17,276	
ITNI ITEQ Technology Equipment Upgrades		-	69,129	
ITNI ITIN Technology Infrastructure		-	155,497	
MMR I03A Flooring		-	156,752	
MMR I03B Asphalt		-	33,278	
MMR I03C Modernization		30,680	142,483	
MMR I03D Flooring DUPLICATE: USE I03A		-	19,017	
SS I03E Safety & Security		-	18,167	
SS I03F Plumbing / Irrigation		-	-	
SS I03G HVAC		-	-	
SS I03H Playground Equipment/ADA		-	124,993	
PM 0000 Program Management		-	36,407	
<b>CAPITAL</b>	<b>2,600,000</b>	<b>30,680</b>	<b>798,033</b>	<b>1,771,287</b>
TECHNOLOGY				
A Computers		-	35,308	
B Tablets / Laptops		3,193	197,907	
C Audio Visual		257	33,297	
D Printers / Accessories		2,392	8,146	
E Software		-	-	
F Installation Services		2,800	17,240	
G Charging Stations		-	27,523	
H Miscellaneous		-	37	
I Electrical Engineering		-	-	
J Gen/Civil Engineering		-	-	
K Robotics		-	-	
L Science Equipment		-	-	
M Accessories		-	693	
<b>TECHNOLOGY</b>	<b>893,717</b>	<b>8,642</b>	<b>320,152</b>	<b>564,923</b>
<b>BANYAN ELEMENTARY</b>	<b>3,493,717</b>	<b>61,361</b>	<b>1,596,066</b>	<b>1,771,287</b>



**MEASURE I**



**TOTAL BOND EXPENDITURE SUMMARY**  
**CAPITAL MODERNIZATION AND TECHNOLOGY ENDOWMENT**

ALL SITES (A - Z): THRU 03/31/22

SITE NAME	BOND ALLOCATION	CURRENTLY ENCUMBERED	TOTAL EXPENDITURES	REMAINING BOND ALLOCATION
<b>CENTURY ACADEMY</b>				
CAPITAL				
MMR 0000	Transfer to 213 Technology	-	24,470	
ITNI ITEQ	Technology Equipment Upgrades	-	12,514	
ITNI I24A	Technology Infrastructure: Not part of ITIN	-	660	
MMR I24B	Modernization	-	903,987	
PM 0000	Program Management	-	58,369	
CAPITAL	1,000,000	-	1,000,000	0
TECHNOLOGY				
A	Computers	-	3,832	
B	Tablets / Laptops	-	97,999	
C	Audio Visual	3,717	13,550	
D	Printers / Accessories	-	6,569	
E	Software	-	-	
F	Installation Services	1,080	-	
G	Charging Stations	-	2,457	
H	Miscellaneous	-	-	
I	Electrical Engineering	-	-	
J	Gen/Civil Engineering	-	-	
K	Robotics	-	-	
L	Science Equipment	-	323	
M	Accessories	107	157	
TECHNOLOGY	262,000	4,904	124,887	132,209
<b>CENTURY ACADEMY</b>	<b>1,262,000</b>	<b>4,904</b>	<b>1,124,887</b>	<b>132,209</b>




**MEASURE I**



**TOTAL BOND EXPENDITURE SUMMARY**  
**CAPITAL MODERNIZATION AND TECHNOLOGY ENDOWMENT**

**ALL SITES (A - Z): THRU 03/31/22**

SITE NAME	BOND ALLOCATION	CURRENTLY ENCUMBERED	TOTAL EXPENDITURES	REMAINING BOND ALLOCATION
<b>COLINA MIDDLE</b>				
CAPITAL				
MMR 0FCA Facility Condition Assessment - School Dude		-	5,516	
MMR B00S DSA Closeout and Certification		-	84,196	
MMR I00A Modernization General Professional Services		-	21,498	
MMR I00B Parking Lot Striping		-	2,159	
MMR IKEQ Kitchen Upgrade		-	37,202	
ITNI ITEQ Technology Equipment Upgrades		-	84,464	
MMR I04A HVAC		-	55,854	
MMR I04B Flooring		-	110,781	
MMR I04C Roofing		-	3,238	
MMR I04D Locker Room Facilities - Renovation and Upgrade		-	79,392	
MMR I04E Asphalt		-	12,850	
SS I04F Safety & Security		-	7,227	
MMR I04G Modernization		287,898	847,558	
MMR I04H Flooring Gym USE I04B		-	30,580	
SS I04I Modular Removal		-	12,655	
PM 0000 Program Management		-	65,260	
<b>CAPITAL</b>	<b>7,500,000</b>	<b>287,898</b>	<b>1,460,429</b>	<b>5,751,673</b>
TECHNOLOGY				
A Computers		14,559	139,442	
B Tablets / Laptops		-	460,804	
C Audio Visual		6,539	48,387	
D Printers / Accessories		3,486	12,156	
E Software		-	4,985	
F Installation Services		3,159	-	
G Charging Stations		-	38,257	
H Miscellaneous		-	1,336	
I Electrical Engineering		-	-	
J Gen/Civil Engineering		-	-	
K Robotics		-	-	
L Science Equipment		-	-	
M Accessories		273	-	
<b>TECHNOLOGY</b>	<b>2,017,670</b>	<b>28,016</b>	<b>705,367</b>	<b>1,284,287</b>
<b>COLINA MIDDLE</b>	<b>9,517,670</b>	<b>315,914</b>	<b>2,165,796</b>	<b>7,035,960</b>



**MEASURE I**



**TOTAL BOND EXPENDITURE SUMMARY**  
**CAPITAL MODERNIZATION AND TECHNOLOGY ENDOWMENT**

**ALL SITES (A - Z): THRU 03/31/22**

SITE NAME	BOND ALLOCATION	CURRENTLY ENCUMBERED	TOTAL EXPENDITURES	REMAINING BOND ALLOCATION
<b>CONEJO ELEMENTARY</b>				
CAPITAL				
MMR OFCA Facility Condition Assessment - School Dude		-	5,516	
MMR B00S DSA Closeout and Certification		-	16,503	
MMR I00A Modernization General Professional Services		-	19,513	
MMR I00B Parking Lot Striping		-	909	
MMR IKEQ Kitchen Upgrade		-	8,515	
ITNI ITEQ Technology Equipment Upgrades		-	50,068	
ITNI ITIN Technology Infrastructure		-	251,578	
SS I05A Safety & Security		-	68,733	
MMR I05B Asphalt		-	46,795	
MMR I05C Flooring		-	172,496	
SS I05D NFL Building Demo		-	21,408	
MMR I05E Modernization		760,171	263,776	
MMR I05H Playground Equipment/ADA		-	356,176	
PM 0000 Program Management		-	62,274	
<b>CAPITAL</b>	<b>2,600,000</b>	<b>760,171</b>	<b>1,344,260</b>	<b>495,569</b>
TECHNOLOGY				
A Computers		-	33,277	
B Tablets / Laptops		-	180,196	
C Audio Visual		1,030	31,624	
D Printers / Accessories		-	2,559	
E Software		-	-	
F Installation Services		-	-	
G Charging Stations		-	7,216	
H Miscellaneous		-	217	
I Electrical Engineering		-	-	
J Gen/Civil Engineering		-	-	
K Robotics		-	-	
L Science Equipment		-	-	
M Accessories		-	951	
<b>TECHNOLOGY</b>	<b>735,778</b>	<b>1,030</b>	<b>256,041</b>	<b>478,708</b>
<b>CONEJO ELEMENTARY</b>	<b>3,335,778</b>	<b>761,200</b>	<b>1,600,301</b>	<b>974,277</b>



**MEASURE I**



**TOTAL BOND EXPENDITURE SUMMARY**  
**CAPITAL MODERNIZATION AND TECHNOLOGY ENDOWMENT**

**ALL SITES (A - Z): THRU 03/31/22**

SITE NAME	BOND ALLOCATION	CURRENTLY ENCUMBERED	TOTAL EXPENDITURES	REMAINING BOND ALLOCATION
<b>CONEJO VALLEY HIGH</b>				
CAPITAL				
MMR 0FCA Facility Condition Assessment - School Dude		-	5,516	
MMR B00S DSA Closeout and Certification		-	7,621	
MMR I00A Modernization General Professional Services		-	20,108	
MMR I00G Modernization DO		-	5,086	
MMR IKEQ Kitchen Upgrade		-	2,371	
ITNI ITEQ Technology Equipment Upgrades		-	4,290	
MMR I06A Relocation		-	1,263,332	
MMR I06B Site Improvements		-	97,354	
PM 0000 Program Management		-	43,292	
<b>CAPITAL</b>	<b>2,000,000</b>	<b>-</b>	<b>1,448,970</b>	<b>551,030</b>
TECHNOLOGY				
A Computers		-	20,972	
B Tablets / Laptops		-	55,278	
C Audio Visual		-	1,327	
D Printers / Accessories		526	4,234	
E Software		-	-	
F Installation Services		-	723	
G Charging Stations		-	3,540	
H Miscellaneous		-	-	
I Electrical Engineering		-	-	
J Gen/Civil Engineering		-	-	
K Robotics		-	-	
L Science Equipment		-	-	
M Accessories		-	124	
<b>TECHNOLOGY</b>	<b>250,000</b>	<b>526</b>	<b>86,200</b>	<b>163,275</b>
<b>CONEJO VALLEY HIGH</b>	<b>2,250,000</b>	<b>526</b>	<b>1,535,170</b>	<b>714,305</b>



**MEASURE I**



**TOTAL BOND EXPENDITURE SUMMARY**  
**CAPITAL MODERNIZATION AND TECHNOLOGY ENDOWMENT**

**ALL SITES (A - Z): THRU 03/31/22**

SITE NAME	BOND ALLOCATION	CURRENTLY ENCUMBERED	TOTAL EXPENDITURES	REMAINING BOND ALLOCATION
<b>CYPRESS ELEMENTARY</b>				
CAPITAL				
MMR OFCA Facility Condition Assessment - School Dude		-	5,516	
MMR B00S DSA Closeout and Certification		-	48	
MMR I00A Modernization General Professional Services		-	18,208	
MMR I00B Parking Lot Striping		-	809	
MMR IKEQ Kitchen Upgrade		-	3,111	
ITNI ITEQ Technology Equipment Upgrades		-	73,062	
ITNI ITIN Technology Infrastructure		-	217,842	
MMR I07A Asphalt		-	13,778	
MMR I07B Modernization		43,260	57,511	
MMR I07C Roofing		-	439,195	
SS I07E Modular Removal		-	16,785	
MMR I07F HVAC		-	372,656	
MMR I07G Plumbing / Irrigation		-	32,135	
SS I07H Safety & Security		-	27,825	
PM 0000 Program Management		-	46,739	
<b>CAPITAL</b>	<b>2,600,000</b>	<b>43,260</b>	<b>1,325,219</b>	<b>1,231,521</b>
TECHNOLOGY				
A Computers		815	48,301	
B Tablets / Laptops		3,983	125,381	
C Audio Visual		3,382	33,624	
D Printers / Accessories		-	3,517	
E Software		-	-	
F Installation Services		1,940	10,848	
G Charging Stations		-	15,607	
H Miscellaneous		-	1,095	
I Electrical Engineering		-	-	
J Gen/Civil Engineering		-	-	
K Robotics		-	-	
L Science Equipment		-	-	
M Accessories		-	1,555	
<b>TECHNOLOGY</b>	<b>701,925</b>	<b>10,120</b>	<b>239,928</b>	<b>451,877</b>
<b>CYPRESS ELEMENTARY</b>	<b>3,301,925</b>	<b>53,380</b>	<b>1,565,147</b>	<b>1,683,398</b>





**MEASURE I**



**TOTAL BOND EXPENDITURE SUMMARY**  
**CAPITAL MODERNIZATION AND TECHNOLOGY ENDOWMENT**

**ALL SITES (A - Z): THRU 03/31/22**

SITE NAME	BOND ALLOCATION	CURRENTLY ENCUMBERED	TOTAL EXPENDITURES	REMAINING BOND ALLOCATION
<b>EARTHS MAGNET</b>				
CAPITAL				
MMR 0FCA Facility Condition Assessment - School Dude		-	5,516	
MMR I00A Modernization General Professional Services		-	20,108	
MMR I00B Parking Lot Striping		-	1,559	
MMR IKEQ Kitchen Upgrade		-	14,107	
ITNI ITEQ Technology Equipment Upgrades		-	85,204	
ITNI ITIN Technology Infrastructure		-	92,439	
MMR I13A Roofing		-	9,663	
MMR I13B Asphalt		-	7,230	
MMR I13C Modernization		8,487	912,693	
MMR I13D Plumbing / Irrigation		-	25,787	
MMR I13F Flooring		-	19,498	
SS I13H Safety & Security		-	7,010	
MMR I13I New Classroom Building		-	222,710	
PM 0000 Program Management		-	67,928	
<b>CAPITAL</b>	<b>2,600,000</b>	<b>8,487</b>	<b>1,491,451</b>	<b>1,100,062</b>
TECHNOLOGY				
A Computers		-	37,801	
B Tablets / Laptops		9,495	263,975	
C Audio Visual		-	39,021	
D Printers / Accessories		10,189	7,894	
E Software		-	6,055	
F Installation Services		-	20,596	
G Charging Stations		-	12,446	
H Miscellaneous		-	37	
I Electrical Engineering		-	-	
J Gen/Civil Engineering		-	-	
K Robotics		-	-	
L Science Equipment		-	-	
M Accessories		890	138	
<b>TECHNOLOGY</b>	<b>1,077,445</b>	<b>20,574</b>	<b>387,964</b>	<b>668,907</b>
<b>EARTHS MAGNET</b>	<b>3,677,445</b>	<b>29,061</b>	<b>1,879,415</b>	<b>1,768,969</b>



**MEASURE I**



**TOTAL BOND EXPENDITURE SUMMARY**  
**CAPITAL MODERNIZATION AND TECHNOLOGY ENDOWMENT**

**ALL SITES (A - Z): THRU 03/31/22**

SITE NAME	BOND ALLOCATION	CURRENTLY ENCUMBERED	TOTAL EXPENDITURES	REMAINING BOND ALLOCATION
<b>GLENWOOD ELEMENTARY</b>				
CAPITAL				
MMR OFCA Facility Condition Assessment - School Dude		-	5,516	
MMR B00S DSA Closeout and Certification		-	1,318	
MMR I00A Modernization General Professional Services		-	18,208	
MMR I00B Parking Lot Striping		-	1,559	
MMR IKEQ Kitchen Upgrade		-	27,461	
ITNI ITEQ Technology Equipment Upgrades		-	42,679	
ITNI ITIN Technology Infrastructure		-	201,447	
MMR I08A Flooring		-	18,739	
MMR I08B Electronic Marquee		-	5,000	
MMR I08C Site Improvements		-	4,900	
MMR I08D Asphalt		-	21,791	
MMR I08E Modernization		-	529,507	
MMR I08F Classroom Renovations		-	55,597	
SS I08G Safety & Security		-	50,825	
PM 0000 Program Management		-	23,912	
<b>CAPITAL</b>	<b>2,600,000</b>	<b>-</b>	<b>1,008,458</b>	<b>1,591,542</b>
TECHNOLOGY				
A Computers		-	95,678	
B Tablets / Laptops		-	104,418	
C Audio Visual		-	28,801	
D Printers / Accessories		5,245	609	
E Software		-	-	
F Installation Services		-	5,075	
G Charging Stations		-	6,857	
H Miscellaneous		-	67	
I Electrical Engineering		-	-	
J Gen/Civil Engineering		-	-	
K Robotics		-	-	
L Science Equipment		-	-	
M Accessories		-	59	
<b>TECHNOLOGY</b>	<b>696,237</b>	<b>5,245</b>	<b>241,564</b>	<b>449,428</b>
<b>GLENWOOD ELEMENTARY</b>	<b>3,296,237</b>	<b>5,245</b>	<b>1,250,022</b>	<b>2,040,970</b>



**MEASURE I**



**TOTAL BOND EXPENDITURE SUMMARY**  
**CAPITAL MODERNIZATION AND TECHNOLOGY ENDOWMENT**

**ALL SITES (A - Z): THRU 03/31/22**

SITE NAME	BOND ALLOCATION	CURRENTLY ENCUMBERED	TOTAL EXPENDITURES	REMAINING BOND ALLOCATION
<b>HORIZON HILLS</b>				
CAPITAL				
MMR OFCA Facility Condition Assessment - School Dude		-	5,516	
MMR B00S DSA Closeout and Certification		-	17,496	
MMR I00A Modernization General Professional Services		-	18,902	
MMR I09A Asphalt		-	46,878	
MMR I09B Furniture		-	4,260	
MMR I09C Gutter R/R		-	7,450	
MMR I09D Modernization		1,540,428	545,493	
SS I09E Fire Alarm System Upgrade		-	63,114	
MMR I09F Renovations & HVAC		-	196,206	
PM 0000 Program Management		-	86,885	
<b>CAPITAL</b>	<b>2,600,000</b>	<b>1,540,428</b>	<b>992,202</b>	<b>67,371</b>
TECHNOLOGY	-	-	-	-
TECHNOLOGY	-	-	-	-
<b>HORIZON HILLS</b>	<b>2,600,000</b>	<b>1,540,428</b>	<b>992,202</b>	<b>67,371</b>



**MEASURE I**



**TOTAL BOND EXPENDITURE SUMMARY**  
**CAPITAL MODERNIZATION AND TECHNOLOGY ENDOWMENT**

**ALL SITES (A - Z): THRU 03/31/22**

SITE NAME	BOND ALLOCATION	CURRENTLY ENCUMBERED	TOTAL EXPENDITURES	REMAINING BOND ALLOCATION
<b>LADERA STARS ACADEMY</b>				
CAPITAL				
MMR 0FCA Facility Condition Assessment - School Dude		-	5,516	
MMR I00A Modernization General Professional Services		-	20,495	
MMR IKEQ Kitchen Upgrade		-	8,289	
ITNI ITEQ Technology Equipment Upgrades		-	68,576	
ITNI ITIN Technology Infrastructure		-	156,965	
MMR I10A Asphalt		-	169,902	
MMR I10B Flooring		-	32,605	
MMR I10C Electronic Marquee		-	5,000	
MMR I10D Modernization		6,052	518,984	
SS I10E Storm / Slope Renovation		-	44,148	
MMR I10F HVAC		-	30,906	
MMR I10G Painting		-	68,319	
MMR I10J Playground Equipment/ADA		-	372,918	
PM 0000 Program Management		-	81,662	
<b>CAPITAL</b>	<b>2,600,000</b>	<b>6,052</b>	<b>1,584,285</b>	<b>1,009,663</b>
TECHNOLOGY				
A Computers		-	29,339	
B Tablets / Laptops		-	136,533	
C Audio Visual		-	28,469	
D Printers / Accessories		-	3,263	
E Software		-	-	
F Installation Services		-	23,717	
G Charging Stations		-	7,688	
H Miscellaneous		-	37	
I Electrical Engineering		-	-	
J Gen/Civil Engineering		-	-	
K Robotics		-	-	
L Science Equipment		-	-	
M Accessories		-	1,420	
<b>TECHNOLOGY</b>	<b>599,765</b>	<b>-</b>	<b>230,467</b>	<b>369,298</b>
<b>LADERA STARS ACADEMY</b>	<b>3,199,765</b>	<b>6,052</b>	<b>1,814,752</b>	<b>1,378,961</b>



**MEASURE I**



**TOTAL BOND EXPENDITURE SUMMARY**  
**CAPITAL MODERNIZATION AND TECHNOLOGY ENDOWMENT**

**ALL SITES (A - Z): THRU 03/31/22**

SITE NAME	BOND ALLOCATION	CURRENTLY ENCUMBERED	TOTAL EXPENDITURES	REMAINING BOND ALLOCATION
<b>LANG RANCH ELEMENTARY</b>				
CAPITAL				
MMR 0FCA Facility Condition Assessment - School Dude		-	5,516	
MMR B00S DSA Closeout and Certification		-	10,285	
MMR I00A Modernization General Professional Services		-	20,716	
MMR IKEQ Kitchen Upgrade		-	8,586	
ITNI ITEQ Technology Equipment Upgrades		-	82,032	
ITNI ITIN Technology Infrastructure		-	68,082	
MMR I31A Asphalt		-	46,045	
MMR I31B Flooring		-	17,688	
SS I31C Safety & Security		-	30,915	
MMR I31D Site Improvements		-	27,345	
MMR I31E Playground Equipment/ADA		-	96,229	
MMR I31F Modernization		27,227	88,491	
MMR I31J Painting		-	73,161	
PM 0000 Program Management		-	27,714	
<b>CAPITAL</b>	<b>1,300,000</b>	<b>27,227</b>	<b>602,805</b>	<b>669,968</b>
TECHNOLOGY				
A Computers		3,539	145,409	
B Tablets / Laptops		12,773	216,553	
C Audio Visual		-	88,061	
D Printers / Accessories		976	5,531	
E Software		-	-	
F Installation Services		860	19,841	
G Charging Stations		-	1,806	
H Miscellaneous		-	37	
I Electrical Engineering		-	-	
J Gen/Civil Engineering		-	-	
K Robotics		-	-	
L Science Equipment		-	-	
M Accessories		-	2,186	
<b>TECHNOLOGY</b>	<b>1,260,456</b>	<b>18,148</b>	<b>479,424</b>	<b>762,884</b>
<b>LANG RANCH ELEMENTARY</b>	<b>2,560,456</b>	<b>45,375</b>	<b>1,082,229</b>	<b>1,432,852</b>



**MEASURE I**



**TOTAL BOND EXPENDITURE SUMMARY**  
**CAPITAL MODERNIZATION AND TECHNOLOGY ENDOWMENT**

**ALL SITES (A - Z): THRU 03/31/22**

SITE NAME	BOND ALLOCATION	CURRENTLY ENCUMBERED	TOTAL EXPENDITURES	REMAINING BOND ALLOCATION
<b>LOS CERRITOS MIDDLE</b>				
CAPITAL				
MMR OFCA Facility Condition Assessment - School Dude		-	5,516	
MMR B00S DSA Closeout and Certification		-	1,188	
MMR I00A Modernization General Professional Services		-	23,019	
MMR IKEQ Kitchen Upgrade		-	179,317	
ITNI ITEQ Technology Equipment Upgrades		-	80,115	
MMR I11A Asphalt		-	10,682	
MMR I11B Flooring		-	79,998	
MMR I11C HVAC - PE Offices		-	23,284	
MMR I11D Locker Room Facilities - Renovation and Upgrade		-	84,711	
MMR I11E Playground Equipment/ADA		-	2,500	
MMR I11F Modernization		405,761	2,183,362	
MMR I11G HVAC		-	3,721,946	
SS I11I Safety & Security		-	44,385	
PM 0000 Program Management		-	216,730	
<b>CAPITAL</b>	<b>7,500,000</b>	<b>405,761</b>	<b>6,656,753</b>	<b>437,486</b>
TECHNOLOGY				
A Computers		7,722	118,045	
B Tablets / Laptops		-	405,261	
C Audio Visual		5,448	73,232	
D Printers / Accessories		1,577	20,975	
E Software		-	-	
F Installation Services		7,254	24,496	
G Charging Stations		-	40,480	
H Miscellaneous		-	-	
I Electrical Engineering		-	-	
J Gen/Civil Engineering		-	-	
K Robotics		-	-	
L Science Equipment		-	-	
M Accessories		810	3,618	
<b>TECHNOLOGY</b>	<b>1,865,513</b>	<b>22,810</b>	<b>686,107</b>	<b>1,156,596</b>
<b>LOS CERRITOS MIDDLE</b>	<b>9,365,513</b>	<b>811,522</b>	<b>13,313,506</b>	<b>437,486</b>



**MEASURE I**



**TOTAL BOND EXPENDITURE SUMMARY**  
**CAPITAL MODERNIZATION AND TECHNOLOGY ENDOWMENT**

**ALL SITES (A - Z): THRU 03/31/22**

SITE NAME	BOND ALLOCATION	CURRENTLY ENCUMBERED	TOTAL EXPENDITURES	REMAINING BOND ALLOCATION
<b>MADRONA ELEMENTARY</b>				
CAPITAL				
MMR 0FCA Facility Condition Assessment - School Dude		-	5,516	
MMR B00S DSA Closeout and Certification		-	20,486	
MMR I00A Modernization General Professional Services		-	22,717	
MMR I00B Parking Lot Striping		-	1,859	
MMR IKEQ Kitchen Upgrade		-	18,859	
ITNI ITEQ Technology Equipment Upgrades		-	75,152	
ITNI ITIN Technology Infrastructure		-	261,698	
SS I12A Safety & Security		-	26,456	
SS I12B Storm Drain Renovation		-	22,322	
MMR I12C Flooring		-	74,287	
MMR I12D Modernization		14,769	291,099	
MMR I12E Playground Equipment/ADA		6,410	445,427	
PM 0000 Program Management		-	34,947	
<b>CAPITAL</b>	<b>2,600,000</b>	<b>21,179</b>	<b>1,300,825</b>	<b>1,277,995</b>
TECHNOLOGY				
A Computers		-	33,308	
B Tablets / Laptops		-	169,129	
C Audio Visual		1,158	79,349	
D Printers / Accessories		488	8,985	
E Software		-	-	
F Installation Services		-	16,480	
G Charging Stations		-	5,879	
H Miscellaneous		-	142	
I Electrical Engineering		-	-	
J Gen/Civil Engineering		-	-	
K Robotics		-	-	
L Science Equipment		-	-	
M Accessories		263	1,740	
<b>TECHNOLOGY</b>	<b>887,485</b>	<b>1,909</b>	<b>315,012</b>	<b>570,564</b>
<b>MADRONA ELEMENTARY</b>	<b>3,487,485</b>	<b>23,088</b>	<b>1,615,837</b>	<b>1,848,559</b>



**MEASURE I**



**TOTAL BOND EXPENDITURE SUMMARY**  
CAPITAL MODERNIZATION AND TECHNOLOGY ENDOWMENT

**ALL SITES (A - Z): THRU 03/31/22**

SITE NAME	BOND ALLOCATION	CURRENTLY ENCUMBERED	TOTAL EXPENDITURES	REMAINING BOND ALLOCATION
<b>MAPLE ELEMENTARY</b>				
CAPITAL				
MMR 0FCA Facility Condition Assessment - School Dude		-	5,516	
MMR I00A Modernization General Professional Services		-	18,208	
MMR I00B Parking Lot Striping		-	1,259	
MMR IKEQ Kitchen Upgrade		-	15,077	
ITNI ITEQ Technology Equipment Upgrades		-	67,673	
ITNI ITIN Technology Infrastructure		-	107,999	
SS I14A Safety & Security		-	74,585	
MMR I14C Modernization		-	26,487	
MMR I14D Flooring		-	17,486	
MMR I14F Playground Equipment/ADA		-	507,289	
PM 0000 Program Management		-	58,123	
<b>CAPITAL</b>	<b>2,600,000</b>	<b>-</b>	<b>899,702</b>	<b>1,700,298</b>
TECHNOLOGY				
A Computers		-	58,572	
B Tablets / Laptops		3,193	109,669	
C Audio Visual		-	29,531	
D Printers / Accessories		-	2,384	
E Software		-	-	
F Installation Services		-	6,924	
G Charging Stations		-	10,101	
H Miscellaneous		-	314	
I Electrical Engineering		-	-	
J Gen/Civil Engineering		-	-	
K Robotics		-	-	
L Science Equipment		-	-	
M Accessories		1,421	770	
<b>TECHNOLOGY</b>	<b>633,524</b>	<b>4,614</b>	<b>218,265</b>	<b>410,645</b>
<b>MAPLE ELEMENTARY</b>	<b>3,233,524</b>	<b>4,614</b>	<b>1,117,967</b>	<b>2,110,942</b>






**MEASURE I**



**TOTAL BOND EXPENDITURE SUMMARY**  
**CAPITAL MODERNIZATION AND TECHNOLOGY ENDOWMENT**

**ALL SITES (A - Z): THRU 03/31/22**

SITE NAME	BOND ALLOCATION	CURRENTLY ENCUMBERED	TOTAL EXPENDITURES	REMAINING BOND ALLOCATION
<b>MEADOWS - MATES CHARTER</b>				
CAPITAL				
MMR 0FCA Facility Condition Assessment - School Dude		-	5,516	
MMR I00A Modernization General Professional Services		-	18,208	
MMR I00B Parking Lot Striping		-	759	
MMR IKEQ Kitchen Upgrade		-	8,844	
MMR I15A Roofing		-	876,843	
MMR I15B Asphalt		-	46,439	
MMR I15C Modernization		-	43,234	
SS I15D Safety & Security		-	12,640	
SS I15E Mold Remediation		-	29,961	
PM 0000 Program Management		-	103,155	
<b>CAPITAL</b>	<b>1,300,000</b>	<b>-</b>	<b>1,145,598</b>	<b>154,402</b>
TECHNOLOGY	-	-	-	-
TECHNOLOGY	-	-	-	-
<b>MEADOWS - MATES CHARTER</b>	<b>1,300,000</b>	<b>-</b>	<b>1,145,598</b>	<b>154,402</b>



**MEASURE I**



**TOTAL BOND EXPENDITURE SUMMARY**  
**CAPITAL MODERNIZATION AND TECHNOLOGY ENDOWMENT**

**ALL SITES (A - Z): THRU 03/31/22**

SITE NAME	BOND ALLOCATION	CURRENTLY ENCUMBERED	TOTAL EXPENDITURES	REMAINING BOND ALLOCATION	
<b>NEWBURY PARK HIGH</b>					
CAPITAL					
MMR OCEJ	Energy Prop 39	-	108,703		
MMR OFCA	Facility Condition Assessment - School Dude	-	5,516		
MMR B00S	DSA Closeout and Certification	-	7,089		
MMR I00A	Modernization General Professional Services	-	18,208		
MMR I00B	Parking Lot Striping	-	3,559		
MMR IKEQ	Kitchen Upgrade	-	54,827		
ITNI ITEQ	Technology Equipment Upgrades	-	164,116		
ITNI ITIN	Technology Infrastructure	-	4,139		
MMR 056E	Energy Lighting Retrofit	-	80,318		
MMR I16A	Flooring	-	73,700		
MMR I16B	Roofing	-	474,283		
MMR I16C	F Wing Renovations	-	35,670		
MMR I16D	Locker Room Facilities - Renovation and Upgrade	-	70,956		
MMR I16E	Asphalt	-	95,616		
MMR I16F	Pool Renovations	-	1,929,073		
MMR I16G	Exterior Lockers	-	7,136		
MMR I16H	Modernization	-	38,695		
MMR I16I	Flooring DUPLICATE: USE I16A	-	1,258		
MMR I16J	Athletic Facilities Upgrade	6,200	1,252,023		
SS I16K	Fire Hydrant/Regulator Replacement	-	15,859		
MMR I16L	HVAC	-	1,468,773		
SS I16M	Safety & Security	-	156,571		
MMR I16O	Painting	-	318,628		
SMCL I16P	New STEM Building	207,979	830,632		
PM 0000	Program Management	-	341,926		
<b>CAPITAL</b>		<b>18,500,000</b>	<b>214,179</b>	<b>7,557,272</b>	<b>10,728,550</b>



**MEASURE I**



**TOTAL BOND EXPENDITURE SUMMARY**  
**CAPITAL MODERNIZATION AND TECHNOLOGY ENDOWMENT**

**ALL SITES (A - Z): THRU 03/31/22**

SITE NAME	BOND ALLOCATION	CURRENTLY ENCUMBERED	TOTAL EXPENDITURES	REMAINING BOND ALLOCATION
TECHNOLOGY				
A Computers		25,257	440,830	
B Tablets / Laptops		-	1,053,308	
C Audio Visual		12,849	124,609	
D Printers / Accessories		2,102	46,276	
E Software		-	-	
F Installation Services		25,356	-	
G Charging Stations		-	109,781	
H Miscellaneous		-	1,330	
I Electrical Engineering		-	-	
J Gen/Civil Engineering		-	-	
K Robotics		-	-	
L Science Equipment		-	-	
M Accessories		-	15,366	
<b>TECHNOLOGY</b>	<b>4,918,058</b>	<b>65,564</b>	<b>1,791,500</b>	<b>3,060,994</b>
<b>NEWBURY PARK HIGH</b>	<b>23,418,058</b>	<b>279,743</b>	<b>9,348,771</b>	<b>13,789,544</b>



**MEASURE I**



**TOTAL BOND EXPENDITURE SUMMARY**  
**CAPITAL MODERNIZATION AND TECHNOLOGY ENDOWMENT**

**ALL SITES (A - Z): THRU 03/31/22**

SITE NAME	BOND ALLOCATION	CURRENTLY ENCUMBERED	TOTAL EXPENDITURES	REMAINING BOND ALLOCATION
<b>PARK OAKS - BRIDGES CHARTER</b>				
CAPITAL				
MMR 0FCA Facility Condition Assessment - School Dude		-	5,516	
MMR B00S DSA Closeout and Certification		-	827	
MMR I00A Modernization General Professional Services		-	18,208	
MMR I00B Parking Lot Striping		-	709	
MMR IKEQ Kitchen Upgrade		-	320,897	
MMR I17A Flooring		-	5,604	
MMR I17B Asphalt		-	845	
MMR I17C Modernization		-	5,086	
MMR I17E Kitchen Modernization		-	69,110	
PM 0000 Program Management		-	19,508	
<b>CAPITAL</b>	<b>1,300,000</b>	<b>-</b>	<b>446,309</b>	<b>853,691</b>
<b>TECHNOLOGY</b>	<b>-</b>	<b>-</b>	<b>-</b>	<b>-</b>
<b>TECHNOLOGY</b>	<b>-</b>	<b>-</b>	<b>-</b>	<b>-</b>
<b>PARK OAKS - BRIDGES CHARTER</b>	<b>1,300,000</b>	<b>-</b>	<b>446,309</b>	<b>853,691</b>



**MEASURE I**



**TOTAL BOND EXPENDITURE SUMMARY**  
**CAPITAL MODERNIZATION AND TECHNOLOGY ENDOWMENT**

**ALL SITES (A - Z): THRU 03/31/22**

SITE NAME	BOND ALLOCATION	CURRENTLY ENCUMBERED	TOTAL EXPENDITURES	REMAINING BOND ALLOCATION
<b>REDWOOD MIDDLE</b>				
CAPITAL				
ITNI ITEQ Technology Equipment Upgrades		-	80,115	
MMR OFCA Facility Condition Assessment - School Dude		-	5,516	
MMR B00S DSA Closeout and Certification		-	45,599	
MMR I00A Modernization General Professional Services		-	24,696	
MMR I00B Parking Lot Striping		-	1,759	
MMR IKEQ Kitchen Upgrade		-	88,410	
MMR I18A HVAC - PE Offices		-	23,034	
MMR I18B Flooring		-	45,607	
MMR I18C HVAC		-	886,076	
MMR I18D Locker Room Facilities - Renovation and Upgrade		-	87,032	
MMR I18E Asphalt		-	51,287	
MMR I18F Modernization		339,239	340,763	
MMR I18G Exterior Lockers		-	98,623	
SMCL I18H New STEAM Bldg		-	500,058	
SS I18I Safety & Security		-	84,371	
PM 0000 Program Management		-	126,354	
<b>CAPITAL</b>	<b>7,500,000</b>	<b>339,239</b>	<b>2,489,299</b>	<b>4,671,462</b>
TECHNOLOGY				
A Computers		2,912	122,586	
B Tablets / Laptops		-	294,713	
C Audio Visual		-	128,217	
D Printers / Accessories		8,231	9,789	
E Software		-	-	
F Installation Services		-	27,060	
G Charging Stations		-	44,771	
H Miscellaneous		-	79	
I Electrical Engineering		-	-	
J Gen/Civil Engineering		-	-	
K Robotics		-	-	
L Science Equipment		-	-	
M Accessories		955	801	
<b>TECHNOLOGY</b>	<b>1,769,826</b>	<b>12,098</b>	<b>628,017</b>	<b>1,129,711</b>
<b>REDWOOD MIDDLE</b>	<b>9,269,826</b>	<b>351,336</b>	<b>3,117,317</b>	<b>5,801,173</b>



**MEASURE I**



**TOTAL BOND EXPENDITURE SUMMARY**  
**CAPITAL MODERNIZATION AND TECHNOLOGY ENDOWMENT**

**ALL SITES (A - Z): THRU 03/31/22**

SITE NAME	BOND ALLOCATION	CURRENTLY ENCUMBERED	TOTAL EXPENDITURES	REMAINING BOND ALLOCATION
<b>SEQUOIA MIDDLE</b>				
CAPITAL				
MMR OCEJ Energy Prop 39		-	39,698	
MMR OFCA Facility Condition Assessment - School Dude		-	5,516	
MMR B00S DSA Closeout and Certification		-	1,800	
MMR I00A Modernization General Professional Services		-	19,358	
MMR I00B Parking Lot Striping		-	2,159	
MMR IKEQ Kitchen Upgrade		-	107,032	
ITNI ITEQ Technology Equipment Upgrades		-	78,935	
SS I19A Safety & Security		-	289,533	
MMR I19B Flooring		-	71,688	
MMR I19C HVAC		-	272,637	
MMR I19D Locker Room Facilities - Renovation and Upgrade		-	90,347	
MMR I19E Locker Replacement		-	139,797	
MMR I19F Modernization		3,995,333	815,325	
MMR I19G Roofing		-	586,004	
PM 0000 Program Management		-	229,457	
<b>CAPITAL</b>	<b>7,500,000</b>	<b>3,995,333</b>	<b>2,749,287</b>	<b>755,381</b>
TECHNOLOGY				
A Computers		3,274	162,269	
B Tablets / Laptops		3,983	430,209	
C Audio Visual		12,075	85,395	
D Printers / Accessories		3,476	11,032	
E Software		-	900	
F Installation Services		-	22,310	
G Charging Stations		-	37,137	
H Miscellaneous		-	146	
I Electrical Engineering		-	-	
J Gen/Civil Engineering		-	-	
K Robotics		-	-	
L Science Equipment		3,670	-	
M Accessories		1,095	1,001	
<b>TECHNOLOGY</b>	<b>2,233,036</b>	<b>27,574</b>	<b>750,400</b>	<b>1,455,063</b>
<b>SEQUOIA MIDDLE</b>	<b>9,733,036</b>	<b>4,022,907</b>	<b>3,499,686</b>	<b>2,210,443</b>




**MEASURE I**



**TOTAL BOND EXPENDITURE SUMMARY**  
**CAPITAL MODERNIZATION AND TECHNOLOGY ENDOWMENT**

**ALL SITES (A - Z): THRU 03/31/22**

SITE NAME	BOND ALLOCATION	CURRENTLY ENCUMBERED	TOTAL EXPENDITURES	REMAINING BOND ALLOCATION
<b>SPECIAL EDUCATION</b>				
CAPITAL	-	-	-	-
CAPITAL	-	-	-	-
<b>TECHNOLOGY</b>				
A Computers		-	15,671	
B Tablets / Laptops		-	5,263	
C Audio Visual		-	31,000	
D Printers / Accessories		-	2,377	
E Software		-	96	
F Installation Services		-	6,173	
G Charging Stations		-	-	
H Miscellaneous		-	302	
I Electrical Engineering		-	-	
J Gen/Civil Engineering		-	-	
K Robotics		-	-	
L Science Equipment		-	-	
M Accessories		-	-	
<b>TECHNOLOGY</b>	<b>61,371</b>	<b>-</b>	<b>60,881</b>	<b>490</b>
<b>SPECIAL EDUCATION</b>	<b>61,371</b>	<b>-</b>	<b>60,881</b>	<b>490</b>



**MEASURE I**



**TOTAL BOND EXPENDITURE SUMMARY**  
**CAPITAL MODERNIZATION AND TECHNOLOGY ENDOWMENT**

**ALL SITES (A - Z): THRU 03/31/22**

SITE NAME	BOND ALLOCATION	CURRENTLY ENCUMBERED	TOTAL EXPENDITURES	REMAINING BOND ALLOCATION
<b>SYCAMORE CANYON</b>				
CAPITAL				
MMR 0FCA Facility Condition Assessment - School Dude		-	5,516	
MMR B00S DSA Closeout and Certification		-	142,178	
MMR I00A Modernization General Professional Services		-	22,616	
MMR I00B Parking Lot Striping		-	2,259	
MMR IKEQ Kitchen Upgrade		-	5,787	
ITNI ITEQ Technology Equipment Upgrades		-	119,844	
ITNI ITIN Technology Infrastructure		-	186,855	
MMR I32A Locker Room Facilities - Renovation and Upgrade		-	37,213	
MMR I32B Roofing		-	176,857	
MMR I32C Modernization		-	105,967	
MMR I32D Flooring		-	55,678	
SS I32E Safety & Security		-	56,260	
PM 0000 Program Management		-	42,521	
<b>CAPITAL</b>	<b>1,300,000</b>	<b>-</b>	<b>959,552</b>	<b>340,448</b>
TECHNOLOGY				
A Computers		2,912	51,901	
B Tablets / Laptops		9,579	733,000	
C Audio Visual		11,619	36,381	
D Printers / Accessories		15,701	25,095	
E Software		-	-	
F Installation Services		854	-	
G Charging Stations		2,563	31,110	
H Miscellaneous		-	-	
I Electrical Engineering		-	-	
J Gen/Civil Engineering		-	-	
K Robotics		-	-	
L Science Equipment		-	-	
M Accessories		1,051	1,499	
<b>TECHNOLOGY</b>	<b>2,403,063</b>	<b>44,280</b>	<b>878,984</b>	<b>1,479,798</b>
<b>SYCAMORE CANYON</b>	<b>3,703,063</b>	<b>44,280</b>	<b>1,838,536</b>	<b>1,820,247</b>





**MEASURE I**



**TOTAL BOND EXPENDITURE SUMMARY**  
**CAPITAL MODERNIZATION AND TECHNOLOGY ENDOWMENT**

**ALL SITES (A - Z): THRU 03/31/22**

SITE NAME	BOND ALLOCATION	CURRENTLY ENCUMBERED	TOTAL EXPENDITURES	REMAINING BOND ALLOCATION
<b>THOUSAND OAKS HIGH</b>				
CAPITAL				
ITNI ITEQ Technology Equipment Upgrades		-	171,720	
ITNI ITIN Technology Infrastructure		-	4,647	
MMR 056E Energy Lighting Retrofit		-	137,513	
MMR 0FCA Facility Condition Assessment - School Dude		-	5,516	
MMR B00S DSA Closeout and Certification		-	10,738	
MMR I00B Parking Lot Striping		-	4,259	
MMR I20A,I20E Flooring		-	136,503	
MMR I20B Lockers		-	153,711	
MMR I20C,I20D Roofing		-	1,628,443	
MMR I20F HVAC		-	8,393,198	
MMR I20G Exterior Metal Barrier		-	14,975	
MMR I20J Locker Room Facilities - Renovation and Upgrade		-	65,022	
MMR I20K Field House Repair & Renovation		-	87,042	
MMR I20L Pool Renovations		-	164,663	
MMR I20M,I00J Modernization		-	621,542	
MMR I20S Concrete		-	33,900	
MMR I20T Library Renovation		-	2,226,013	
MMR I20V Athletic Facilities Upgrade		-	15,428	
MMR IKEQ Kitchen Upgrade		-	55,720	
SS I20H Bus Barn NW Corner		-	170,047	
SS I20N Fire Alarm System		-	7,376	
SS I20P,I20U Safety & Security		-	242,598	
PM 0000 Program Management		-	624,466	
<b>CAPITAL</b>	<b>18,500,000</b>	<b>-</b>	<b>14,975,040</b>	<b>3,524,960</b>
TECHNOLOGY				
A Computers		1,650	451,422	
B Tablets / Laptops		3,436	780,074	
C Audio Visual		6,487	165,109	
D Printers / Accessories		988	25,019	
E Software		-	7,500	
F Installation Services		-	26,978	
G Charging Stations		-	60,714	
H Miscellaneous		-	4,817	
I Electrical Engineering		-	-	
J Gen/Civil Engineering		-	-	
K Robotics		-	-	
L Science Equipment		-	-	
M Accessories		-	15,636	
<b>TECHNOLOGY</b>	<b>4,504,367</b>	<b>12,561</b>	<b>1,537,269</b>	<b>2,954,538</b>
<b>THOUSAND OAKS HIGH</b>	<b>23,004,367</b>	<b>12,561</b>	<b>16,512,309</b>	<b>6,479,498</b>



**MEASURE I**



**TOTAL BOND EXPENDITURE SUMMARY**  
**CAPITAL MODERNIZATION AND TECHNOLOGY ENDOWMENT**

**ALL SITES (A - Z): THRU 03/31/22**

SITE NAME	BOND ALLOCATION	CURRENTLY ENCUMBERED	TOTAL EXPENDITURES	REMAINING BOND ALLOCATION
<b>TRIUNFO - CARDEN CONEJO</b>				
CAPITAL				
MMR 0FCA Facility Condition Assessment - School Dude		-	5,516	
MMR I00A Modernization General Professional Services		-	22,132	
MMR I21A Flooring		-	28,091	
MMR I21B Playground Equipment/ADA		-	30,023	
MMR I21C Asphalt		-	210,423	
MMR I21D Modernization		-	5,401	
MMR I21E HVAC		-	23,691	
SS I21G Safety & Security		-	19,859	
PM 0000 Program Management		-	22,639	
<b>CAPITAL</b>	<b>2,500,000</b>	<b>-</b>	<b>367,775</b>	<b>2,132,225</b>
TECHNOLOGY	-	-	-	-
TECHNOLOGY	-	-	-	-
<b>TRIUNFO - CARDEN CONEJO</b>	<b>2,500,000</b>	<b>-</b>	<b>367,775</b>	<b>2,132,225</b>



**MEASURE I**



**TOTAL BOND EXPENDITURE SUMMARY**  
**CAPITAL MODERNIZATION AND TECHNOLOGY ENDOWMENT**

**ALL SITES (A - Z): THRU 03/31/22**

SITE NAME	BOND ALLOCATION	CURRENTLY ENCUMBERED	TOTAL EXPENDITURES	REMAINING BOND ALLOCATION
<b>UNIVERSITY EARLY CHILDHOOD CENTER</b>				
CAPITAL				
MMR 0FCA Facility Condition Assessment - School Dude		-	5,516	
MMR B00S DSA Closeout and Certification		-	41,013	
MMR I00A Modernization General Professional Services		-	18,208	
MMR I00B Parking Lot Striping		-	1,859	
SS I22A Safety & Security		-	5,700	
MMR I22B Asphalt		-	10,335	
MMR I22C Furniture		-	9,591	
MMR I22D Modernization		115,048	145,199	
MMR I22E Playground Equipment/ADA		-	272,654	
PM 0000 Program Management		-	23,087	
<b>CAPITAL</b>	<b>1,600,000</b>	<b>115,048</b>	<b>533,163</b>	<b>951,789</b>
TECHNOLOGY				
<b>TECHNOLOGY</b>	<b>-</b>	<b>-</b>	<b>-</b>	<b>-</b>
<b>UNIVERSITY EARLY CHILDHOOD CENTER</b>	<b>1,600,000</b>	<b>115,048</b>	<b>533,163</b>	<b>951,789</b>



**MEASURE I**



**TOTAL BOND EXPENDITURE SUMMARY**  
**CAPITAL MODERNIZATION AND TECHNOLOGY ENDOWMENT**

**ALL SITES (A - Z): THRU 03/31/22**

SITE NAME	BOND ALLOCATION	CURRENTLY ENCUMBERED	TOTAL EXPENDITURES	REMAINING BOND ALLOCATION
<b>WALNUT ELEMENTARY</b>				
CAPITAL				
MMR 0FCA Facility Condition Assessment - School Dude		-	5,516	
MMR B00S DSA Closeout and Certification		-	15,646	
MMR I00A Modernization General Professional Services		-	18,208	
MMR I00B Parking Lot Striping		-	1,059	
MMR IKEQ Kitchen Upgrade		-	23,261	
ITNI ITEQ Technology Equipment Upgrades		-	63,414	
ITNI ITIN Technology Infrastructure		-	70,628	
MMR I23A Electronic Marquee		-	5,000	
MMR I23B Playground Equipment/ADA		-	296,595	
MMR I23C Flooring		-	5,150	
MMR I23D Asphalt		-	43,090	
MMR I23E Siding R&R		-	6,925	
MMR I23F Modernization		27,740	574,009	
SS I23H Safety & Security		-	6,942	
PM 0000 Program Management		-	70,456	
<b>CAPITAL</b>	<b>2,600,000</b>	<b>27,740</b>	<b>1,205,899</b>	<b>1,366,361</b>
TECHNOLOGY				
A Computers		6,644	37,773	
B Tablets / Laptops		-	90,073	
C Audio Visual		-	78,471	
D Printers / Accessories		-	13,240	
E Software		-	-	
F Installation Services		700	13,683	
G Charging Stations		-	4,663	
H Miscellaneous		-	37	
I Electrical Engineering		-	-	
J Gen/Civil Engineering		-	-	
K Robotics		-	-	
L Science Equipment		-	-	
M Accessories		-	387	
<b>TECHNOLOGY</b>	<b>680,037</b>	<b>7,344</b>	<b>238,328</b>	<b>434,365</b>
<b>WALNUT ELEMENTARY</b>	<b>3,280,037</b>	<b>35,084</b>	<b>1,444,226</b>	<b>1,800,727</b>



**MEASURE I**



**TOTAL BOND EXPENDITURE SUMMARY**  
**CAPITAL MODERNIZATION AND TECHNOLOGY ENDOWMENT**

**ALL SITES (A - Z): THRU 03/31/22**

SITE NAME	BOND ALLOCATION	CURRENTLY ENCUMBERED	TOTAL EXPENDITURES	REMAINING BOND ALLOCATION
<b>WAVERLY - CONEJO VALLEY ADULT ED</b>				
CAPITAL				
MMR 0FCA Facility Condition Assessment - School Dude		-	5,516	
MMR I00A Modernization General Professional Services		-	18,208	
MMR I00B Parking Lot Striping		-	1,859	
MMR I33C,I00C Furniture		-	12,222	
MMR I33D,I00E Computer Lab		-	30,927	
MMR I33E,I00E Asphalt		-	9,770	
MMR I33F,I00F Modernization		-	98,343	
MMR I33H,I00H Sewer System Rehab		-	39,766	
SS I33I,I00I Fire Alarm System Upgrade		-	36,338	
SS I33J Safety & Security		-	6,106	
PM 0000 Program Management		-	1,690	
<b>CAPITAL</b>	<b>2,600,000</b>	<b>-</b>	<b>260,745</b>	<b>2,339,255</b>
TECHNOLOGY	-	-	-	-
TECHNOLOGY	-	-	-	-
<b>WAVERLY - CONEJO VALLEY ADULT ED</b>	<b>2,600,000</b>	<b>-</b>	<b>260,745</b>	<b>2,339,255</b>




**MEASURE I**



**TOTAL BOND EXPENDITURE SUMMARY**  
**CAPITAL MODERNIZATION AND TECHNOLOGY ENDOWMENT**

**ALL SITES (A - Z): THRU 03/31/22**

SITE NAME	BOND ALLOCATION	CURRENTLY ENCUMBERED	TOTAL EXPENDITURES	REMAINING BOND ALLOCATION
<b>WEATHERSFIELD ELEMENTARY</b>				
CAPITAL				
MMR OFCA Facility Condition Assessment - School Dude		-	5,516	
MMR B00S DSA Closeout and Certification		-	17,060	
MMR I00A Modernization General Professional Services		-	18,208	
MMR I00B Parking Lot Striping		-	2,419	
MMR IKEQ Kitchen Upgrade		-	4,167	
ITNI ITEQ Technology Equipment Upgrades		-	54,455	
ITNI ITIN Technology Infrastructure		-	89,286	
MMR I25A Asphalt		-	17,602	
SS I25B Building Assessment		-	12,928	
MMR I25D Flooring		-	21,168	
MMR I25E Modernization		-	925,057	
MMR I25F HVAC		-	87,605	
MMR I25H Roofing		-	41,159	
PM 0000 Program Management		-	75,597	
<b>CAPITAL</b>	<b>2,600,000</b>	<b>-</b>	<b>1,372,227</b>	<b>1,227,773</b>
TECHNOLOGY				
A Computers		-	52,841	
B Tablets / Laptops		-	145,616	
C Audio Visual		10,826	37,377	
D Printers / Accessories		-	1,575	
E Software		-	358	
F Installation Services		2,579	4,817	
G Charging Stations		4,420	9,810	
H Miscellaneous		-	-	
I Electrical Engineering		-	-	
J Gen/Civil Engineering		-	-	
K Robotics		-	-	
L Science Equipment		-	-	
M Accessories		-	-	
<b>TECHNOLOGY</b>	<b>701,150</b>	<b>17,825</b>	<b>252,394</b>	<b>430,931</b>
<b>WEATHERSFIELD ELEMENTARY</b>	<b>3,301,150</b>	<b>17,825</b>	<b>1,624,621</b>	<b>1,658,704</b>



**MEASURE I**



**TOTAL BOND EXPENDITURE SUMMARY**  
**CAPITAL MODERNIZATION AND TECHNOLOGY ENDOWMENT**

**ALL SITES (A - Z): THRU 03/31/22**

SITE NAME	BOND ALLOCATION	CURRENTLY ENCUMBERED	TOTAL EXPENDITURES	REMAINING BOND ALLOCATION
<b>WESTLAKE ELEMENTARY</b>				
CAPITAL				
MMR 0FCA Facility Condition Assessment - School Dude		-	5,516	
MMR B00S DSA Closeout and Certification		-	150	
MMR I00A Modernization General Professional Services		-	18,408	
MMR IKEQ Kitchen Upgrade		-	768	
ITNI ITEQ Technology Equipment Upgrades		-	59,953	
ITNI ITIN Technology Infrastructure		-	210,889	
MMR I26A Concrete		-	12,500	
SS I26B Safety & Security		-	26,177	
MMR I26C Asphalt		-	13,688	
MMR I26D Flooring		-	18,594	
MMR I26E Modernization		76,787	203,389	
MMR I26F Café Tables		-	29,660	
MMR I26G HVAC		-	243,305	
MMR I26H Painting		-	53,250	
PM 0000 Program Management		-	34,730	
<b>CAPITAL</b>	<b>2,600,000</b>	<b>76,787</b>	<b>930,978</b>	<b>1,592,234</b>
TECHNOLOGY				
A Computers		-	30,652	
B Tablets / Laptops		-	301,284	
C Audio Visual		11,617	13,580	
D Printers / Accessories		2,306	1,158	
E Software		-	-	
F Installation Services		2,579	2,300	
G Charging Stations		-	25,916	
H Miscellaneous		-	-	
I Electrical Engineering		-	-	
J Gen/Civil Engineering		-	-	
K Robotics		-	6,846	
L Science Equipment		-	4,022	
M Accessories		785	1,958	
<b>TECHNOLOGY</b>	<b>1,079,586</b>	<b>17,287</b>	<b>387,716</b>	<b>674,583</b>
<b>WESTLAKE ELEMENTARY</b>	<b>3,679,586</b>	<b>94,074</b>	<b>1,318,695</b>	<b>2,266,817</b>



**MEASURE I**



**TOTAL BOND EXPENDITURE SUMMARY**  
**CAPITAL MODERNIZATION AND TECHNOLOGY ENDOWMENT**

**ALL SITES (A - Z): THRU 03/31/22**

SITE NAME	BOND ALLOCATION	CURRENTLY ENCUMBERED	TOTAL EXPENDITURES	REMAINING BOND ALLOCATION
<b>WESTLAKE HIGH</b>				
CAPITAL				
MMR OCEJ Energy Prop 39		-	49,666	
MMR OFCA Facility Condition Assessment - School Dude		-	5,516	
MMR B00S DSA Closeout and Certification		-	82,250	
MMR I00A Modernization General Professional Services		-	25,591	
MMR I00B Parking Lot Striping		-	59	
MMR IKEQ Kitchen Upgrade		-	46,188	
ITNI ITEQ Technology Equipment Upgrades		-	132,344	
ITNI ITIN Technology Infrastructure		-	3,926	
MMR I27A Flooring		-	145,377	
MMR I27B Roofing - Gym		-	489,854	
MMR I27C Roofing - All Other Bldgs		-	309,933	
MMR I27D HVAC		-	1,062,568	
SS I27E Slope Stabilization		-	69,963	
SS I27F Site Assessment		-	3,308	
MMR I27G Waterproofing		-	4,683	
MMR I27H Asphalt		-	65,359	
MMR I27J Locker Room Facilities - Renovation and Upgrade		-	53,887	
MMR I27K Athletic Facilities Upgrade		-	172,392	
MMR I27L Kiln Room Renovation		-	8,248	
SS I27M Storm Drain Renovation		-	24,950	
MMR I27N Visitor Locker Room		-	11,577	
SS I27P Safety & Security		-	113,699	
MMR I27Q Protective Netting		-	39,800	
MMR I27R Bridge Resurfacing & Rehab		-	61,881	
MMR I27S Gym Bleacher Renovation		-	71,929	
MMR I27T Modernization		-	89,165	
MMR I27U Painting		-	34,030	
MMR I27V Pool Renovations		-	169,542	
SMCL I27W New STEM Bldg		93,327	14,999,453	
PM 0000 Program Management		-	760,409	
CAPITAL	19,200,872	93,327	19,107,545	(0)






**MEASURE I**



**TOTAL BOND EXPENDITURE SUMMARY**  
**CAPITAL MODERNIZATION AND TECHNOLOGY ENDOWMENT**

**ALL SITES (A - Z): THRU 03/31/22**

SITE NAME	BOND ALLOCATION	CURRENTLY ENCUMBERED	TOTAL EXPENDITURES	REMAINING BOND ALLOCATION
TECHNOLOGY				
A Computers		-	689,247	
B Tablets / Laptops		9,456	570,450	
C Audio Visual		21,475	169,937	
D Printers / Accessories		7,443	27,694	
E Software		-	8,602	
F Installation Services		-	48,477	
G Charging Stations		-	68,729	
H Miscellaneous		-	20,034	
I Electrical Engineering		-	6,643	
J Gen/Civil Engineering		-	3,387	
K Robotics		-	10,151	
L Science Equipment		-	30,629	
M Accessories		-	14,159	
<b>TECHNOLOGY</b>	<b>4,576,709</b>	<b>38,374</b>	<b>1,668,140</b>	<b>2,870,196</b>
<b>WESTLAKE HIGH</b>	<b>23,777,581</b>	<b>131,701</b>	<b>20,775,684</b>	<b>2,870,196</b>



**MEASURE I**



**TOTAL BOND EXPENDITURE SUMMARY**  
**CAPITAL MODERNIZATION AND TECHNOLOGY ENDOWMENT**

**ALL SITES (A - Z): THRU 03/31/22**

SITE NAME	BOND ALLOCATION	CURRENTLY ENCUMBERED	TOTAL EXPENDITURES	REMAINING BOND ALLOCATION
<b>WESTLAKE HILLS ELEMENTARY</b>				
CAPITAL				
MMR 0FCA Facility Condition Assessment - School Dude		-	5,516	
MMR B00S DSA Closeout and Certification		-	332	
MMR I00A Modernization General Professional Services		-	18,908	
MMR I00B Parking Lot Striping		-	1,559	
MMR IKEQ Kitchen Upgrade		-	21,924	
ITNI ITEQ Technology Equipment Upgrades		-	70,138	
ITNI ITIN Technology Infrastructure		-	183,459	
MMR I28A Asphalt		-	27,110	
MMR I28B Flooring		-	32,650	
MMR I28C Exterior Siding		-	5,148	
MMR I28D Modernization		1,623	762,244	
MMR I28E Playground Equipment/ADA		-	139,992	
SS I28F Safety & Security		-	54,152	
PM 0000 Program Management		-	71,116	
<b>CAPITAL</b>	<b>2,600,000</b>	<b>1,623</b>	<b>1,394,248</b>	<b>1,204,130</b>
TECHNOLOGY				
A Computers		-	14,917	
B Tablets / Laptops		-	270,600	
C Audio Visual		15,054	27,151	
D Printers / Accessories		3,250	1,716	
E Software		-	-	
F Installation Services		1,709	15,753	
G Charging Stations		-	16,935	
H Miscellaneous		-	-	
I Electrical Engineering		-	-	
J Gen/Civil Engineering		-	-	
K Robotics		-	-	
L Science Equipment		-	-	
M Accessories		38	161	
<b>TECHNOLOGY</b>	<b>967,268</b>	<b>20,050</b>	<b>347,233</b>	<b>599,985</b>
<b>WESTLAKE HILLS ELEMENTARY</b>	<b>3,567,268</b>	<b>21,673</b>	<b>1,741,481</b>	<b>1,804,114</b>




**MEASURE I**



**TOTAL BOND EXPENDITURE SUMMARY**  
**CAPITAL MODERNIZATION AND TECHNOLOGY ENDOWMENT**

**ALL SITES (A - Z): THRU 03/31/22**

SITE NAME	BOND ALLOCATION	CURRENTLY ENCUMBERED	TOTAL EXPENDITURES	REMAINING BOND ALLOCATION
<b>WILDWOOD ELEMENTARY</b>				
CAPITAL				
MMR OCEJ Energy Prop 39		-	44,867	
MMR OFCA Facility Condition Assessment - School Dude		-	5,516	
MMR B00S DSA Closeout and Certification		-	4,674	
MMR I00A Modernization General Professional Services		-	28,964	
MMR I00B Parking Lot Striping		-	709	
MMR IKEQ Kitchen Upgrade		-	52,982	
ITNI ITEQ Technology Equipment Upgrades		-	49,311	
ITNI ITIN Technology Infrastructure			214,394	
MMR I29A Asphalt		-	11,439	
MMR I29B Flooring		-	19,595	
MMR I29C Modernization		69,743	374,686	
MMR I29D Library Renovation		15,789	98,679	
MMR I29E HVAC		-	172,703	
MMR I29F Safety & Security		23,503	475,994	
PM 0000 Program Management		-	61,849	
<b>CAPITAL</b>	<b>2,600,000</b>	<b>109,035</b>	<b>1,616,362</b>	<b>874,604</b>
TECHNOLOGY				
A Computers		-	97,596	
B Tablets / Laptops		-	146,095	
C Audio Visual		4,861	33,524	
D Printers / Accessories		670	6,644	
E Software		-	-	
F Installation Services		-	5,973	
G Charging Stations		8,971	8,648	
H Miscellaneous		-	180	
I Electrical Engineering		-	-	
J Gen/Civil Engineering		-	-	
K Robotics		-	-	
L Science Equipment		-	-	
M Accessories		2,677	25	
<b>TECHNOLOGY</b>	<b>814,569</b>	<b>17,180</b>	<b>298,685</b>	<b>498,704</b>
<b>WILDWOOD ELEMENTARY</b>	<b>3,414,569</b>	<b>126,214</b>	<b>1,915,047</b>	<b>1,373,308</b>



**MEASURE I**



**TOTAL BOND EXPENDITURE SUMMARY**  
**CAPITAL MODERNIZATION AND TECHNOLOGY ENDOWMENT**

**ALL SITES (A - Z): THRU 03/31/22**

SITE NAME	BOND ALLOCATION	CURRENTLY ENCUMBERED	TOTAL EXPENDITURES	REMAINING BOND ALLOCATION
<b>PROGRAM MANAGEMENT</b>				
CAPITAL				
PM 0000	Program Mgmt - Executive Director, FMnO	-	34,144	
PM 0000	Program Mgmt - Director, Planning	-	263,420	
PM 0000	Program Mgmt - Director, Purchasing	-	22,966	
PM 0000	Program Mgmt - Administrative Assistant	-	437,489	
PM 0000	Program Mgmt - Planning Specialist	-	194,952	
PM 0000	Program Mgmt - Project Manager	-	1,707,925	
PM 0000	Program Mgmt - Construction Supervisor	-	750,575	
PM 0000	Measure I - General	22,925	196,598	
PM 0000	Fiscal Services - Accounts Payable	-	-	
PM 0000	Fiscal Services - Accounting	-	-	
CAPITAL		22,925	3,608,070	
TECHNOLOGY				
PM 0000	Program Mgmt - Director, Technology	-	236,562	
PM 0000	Program Mgmt - Director, Purchasing	-	11,483	
PM 0000	Program Mgmt - Field Supervisor	-	75,532	
PM 0000	Program Mgmt - Administrative Assistant	-	225,642	
PM 0000	Program Mgmt - Senior Systems Engineer	-	57,746	
PM 0000	Program Mgmt - Network Engineer	-	181,982	
PM 0000	Program Mgmt - Systems Administrator	-	64,390	
PM 0000	Program Mgmt - Systems Analysts	-	184,968	
PM 0000	Program Mgmt - Systems Technicians	-	53,009	
PM 0000	Program Mgmt - Information Systems Data Analyst	-	3,800	
PM 0000	Program Mgmt - Site Technicians I	-	2,153,307	
PM 0000	Program Mgmt - Site Technicians II	-	471,038	
PM 0000	Program Mgmt - Web Content Specialist	-	1,619	
PM 0000	Measure I - General	769,294	293,394	
PM 0000	Fiscal Services - Accounts Payable	-	-	
PM 0000	Fiscal Services - Accounting	-	-	
TECHNOLOGY		12,962,676	4,014,471	8,178,911
<b>PROGRAM MANAGEMENT</b>		<b>12,962,676</b>	<b>7,622,542</b>	<b>8,178,911</b>



**MEASURE I**



**TOTAL BOND EXPENDITURE SUMMARY**  
**CAPITAL MODERNIZATION AND TECHNOLOGY ENDOWMENT**

**ALL SITES (A - Z): THRU 03/31/22**

SITE NAME	BOND ALLOCATION	CURRENTLY ENCUMBERED	TOTAL EXPENDITURES	REMAINING BOND ALLOCATION
<b>CAPITAL CONTINGENCY</b>				
CAPITAL	7,000,000			
CON I16P NEWBURY PARK HIGH SCHOOL STEM	(1,000,000)	-	-	
CON I16P THOUSAND OAKS HIGH SCHOOL SCIENCE	(1,000,000)	-	-	
CON I27W WESTLAKE HIGH SCHOOL STEM	(1,700,872)	-	-	
<b>CAPITAL CONTINGENCY</b>	<b>3,299,128</b>	<b>-</b>	<b>-</b>	<b>3,299,128</b>
<b>TOTAL CAPITAL</b>	<b>146,000,000</b>	<b>8,153,793</b>	<b>81,218,211</b>	<b>56,627,997</b>
<b>TOTAL TECHNOLOGY</b>	<b>51,000,000</b>	<b>1,191,230</b>	<b>17,669,475</b>	<b>32,139,295</b>
<b>TOTAL MEASURE I BOND</b>	<b>197,000,000</b>	<b>9,345,023</b>	<b>98,887,686</b>	<b>88,767,291</b>



Planning & Facilities Department